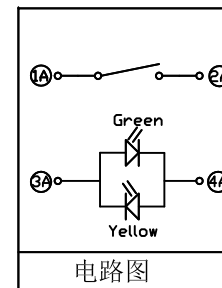
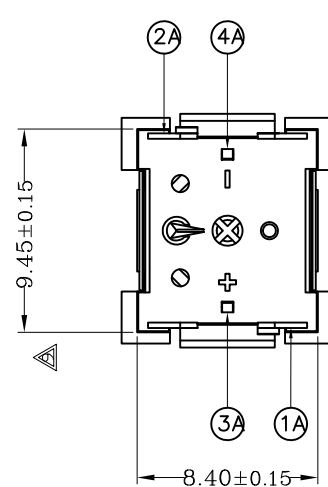
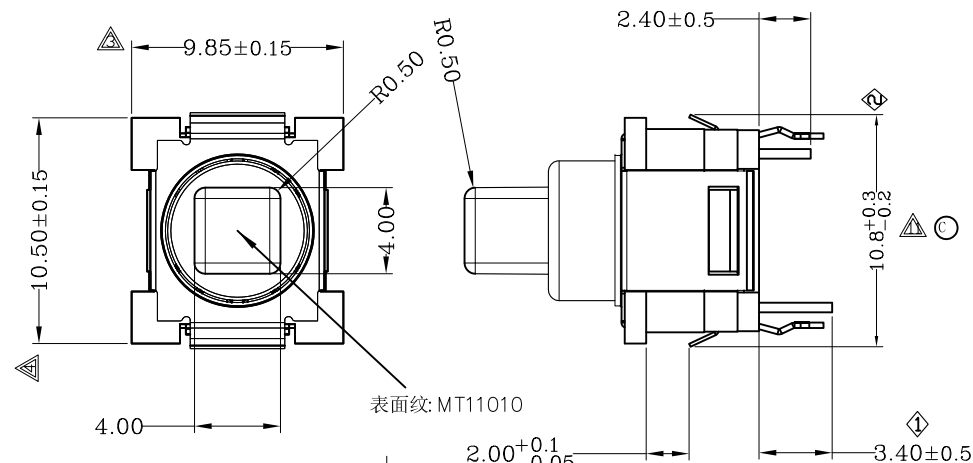


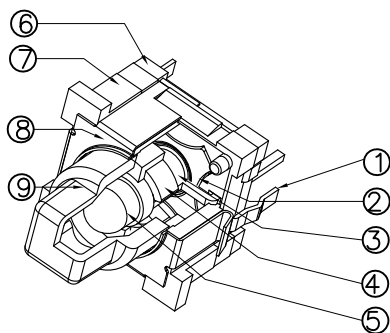
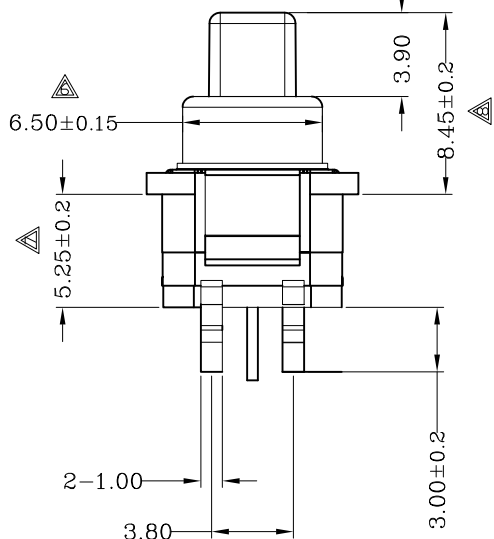
ABIDE BY ROHS



- 产品规格:
- 1. 额定值: DC12V 50mA
 - 2. 接触阻抗: 100毫欧 最大
 - 3. 绝缘阻抗: 100兆欧 最小 (DC250V)
 - 4. 耐高压: 交流250伏 (50-60赫兹) 持续 1 分钟
 - 5. 操作力: 450±100gf
 - 6. 机械寿命: 25000次以上
 - 7. 预行程 (PT): 1.20±0.25mm
 - 8. 操作类型: 触动回复式。

NOTE:

◇: 重点管控尺寸, 一般1到3个, 最多不超过5个, 每次进料及生产均需量测
 ▲: 次重点管控尺寸, 序列号排列不得超过17个, 每次进料及生产时均需量测
 △: 一般尺寸, 个数不限, 每次模具变动时才需量测
 版次定义: 新开发而未转量产之产品图面版次为A₀、A₁、A₂...
 已转量产之产品图面版次为A、B、C...



| 序号 | 零件 | 物料号 | 数量 | 材料 | 外表 | 备注 |
|----|------|------|------|------------|---------|----|
| 9 | 按柄 | | 1pcs | PC | 透明 | |
| 8 | 铁壳 | | 1pcs | 不锈钢 | 素材 | |
| 7 | 上盖 | | 1pcs | PA10T | 黑色 | |
| 6 | 基座 | | 1pcs | PA10T | 黑色 | |
| 5 | LED灯 | | 1pcs | 2.8mm 琥珀绿灯 | | |
| 4 | 按垫 | | 1pcs | LCP | 灰色 | |
| 3 | 橡胶垫 | | 1pcs | 硅橡胶 | 灰色 | |
| 2 | 十字弹片 | | 1pcs | 不锈钢 | 镀金(4u") | |
| 1 | 端子 | A.B. | 2pcs | 黄铜 | 镀金(3u") | |

| | | | | | | |
|--------|------|------------|---|--------|----------------|-----------|
| 承认 | | 日期 | 东莞市凯华电子有限公司 KAIHUA ELECTRONICS CO.,LTD | | | |
| 设计 | 章辉军 | 2014.10.10 | | | | |
| 审核 | | 名称 | LA9313 带灯开关 | | | |
| 核准 | | 凯华料号 | CLA931301D25 | | | |
| 未注尺寸公差 | 30<L | ±0.30 | 角度 | 单位: mm | 比例: 1:1 | 视角 |
| | 10<L | ±0.20 | | | | |
| | 5<L | ±0.15 | ±2' | 图号 | KHA-LA9313-013 | ?? 1 OF 1 |
| | L≤5 | ±0.10 | | | | |

| ECN 号 | 版本 | 日期 | 更改内容 | 更改 | 检查 | 审核 |
|-------------|----|--------------|--------|-----|----|----|
| ECN-2007-13 | C | 2020. 7. 20 | 更改外壳尺寸 | Jin | | |
| ECN-1901-01 | B | 2019. 01. 02 | 调整尺寸公差 | 赖由雄 | | |
| | A | 2014.10.10 | | | | |



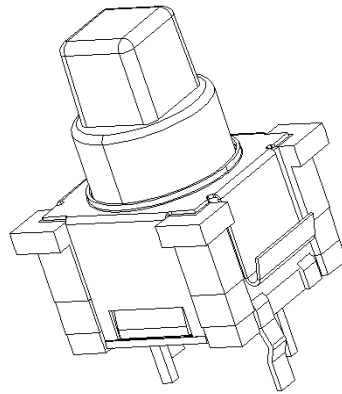
凱華電子
KAIHUA EEELETRONICS

Document Number:

KH-PS1808-32

产品规格书

Product Specification



| P/N: CLA931301D25 | | | Title : Lamp Switch | | |
|--------------------------|-------|-----------------------------------|----------------------------|------------------|-------------------|
| Rev. | ECN | Release and Revision Description: | Prepared By/Date: | Checked By/Date: | Approved By/Date: |
| A | ----- | New releasing 初版发行 | 賴由雄 2018/08/21 | 易平 2018/08/21 | 王鋒 2018/08/21 |
| | | | | | |
| | | | | | |
| | | | | | |
| | | | | | |
| | | | | | |



Content

目录

| | |
|--|----|
| 1. Scope/范围:..... | 3 |
| 2. Product Application/产品应用 : | 3 |
| 3. Technology Parameters/技术参数:..... | 3 |
| 4. Ratings/额定性能要求: | 3 |
| 5. Profile Dimensions /外形尺寸:..... | 3 |
| 6. Electrical Performance/电气性能:..... | 4 |
| 7. Mechanical Performance/机械性能:..... | 5 |
| 8. Environmental Performance/环境性能: | 7 |
| 9. Packaging 包装: | 9 |
| 10. Precaution/注意事项:..... | 10 |



1. Scope/范围:

This Product Specification covers the requirement of Lamp Switch on product performance, test methods and quality assurance provisions.

本规格书内容涵盖带灯开关产品的要求，包括性能指标、测试方法及质量保证方面等。

2. Product Application/产品应用:

The Switch is applied in all types of electrical appliances. Please let us know before using any of the products in the application not described above.

该开关产品适用于各种电器，如果用于本文中未提及的领域请在使用前告知。

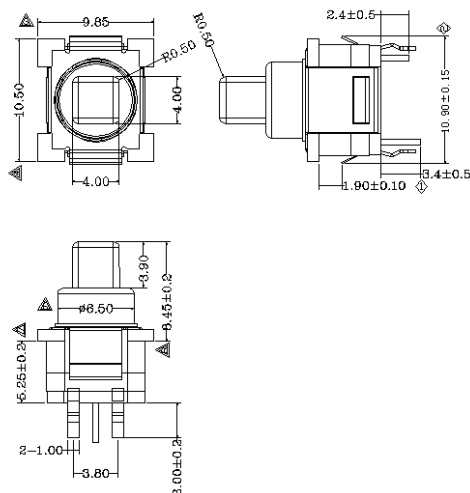
3. Technology Parameters/技术参数:

| | |
|---------------------------------------|----------------|
| Ambient Humidity 工作湿度: | 45~85% R.H.; |
| Operating Temperature Range 使用温度范围: | -10℃~+70℃; |
| Storage Temperature Range 保存温度范围: | -20℃~+80℃; |
| Normal Condition: | |
| Ambient temperature 环境温度: | 20±5℃ |
| Relative humidity 相对湿度: | 65%±5% R.H.; |
| Air pressure 气压: | 86~101KPa; |
| Contact Resistance 接触阻抗: | 100 mΩ Max; |
| Operation Force 操作力: | 450±100gf; |
| Solder Ability 可焊性: | 245±5℃,3±0.5s; |
| Withstand Soldering Temperature 耐焊接热: | 260±5℃,3±0.5s; |

4. Ratings/额定性能要求:

| | |
|-----------------------------|----------------------|
| Rating 额定负荷: | DC12V / 50mA; |
| Insulation Resistance 绝缘电阻: | ≥100MΩ/ DC 250V; |
| Withstand Voltage 耐电压: | 250V AC 1 Minute; |
| Mechanical Life 机械寿命: | 25,000 Cycles (Min). |

5. Profile Dimensions /外形尺寸:



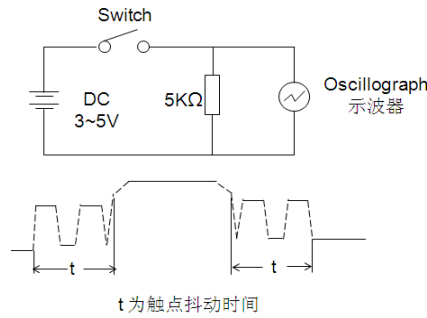


6. Electrical Performance/电气性能:

| Item 项目 | Description 项目描述 | Test Condition 测试条件 | Requirement 规格要求 |
|------------|--|--|--|
| 6.1 | Contact Resistance 接触电阻 | <p>Static load: (Operation force)x2, which is applied on the center of Switch stem. 静态负载: 动作力的 2 倍, 施加在手柄中心.</p> <p>Measurement tool: Contact resistance Meter. 测量工具: 微电流接触电阻计(1KHz, 20mV,5~50mA)</p> <p>在低电流 ($\leq 100\text{mA}$) 条件下测试. Measured at low current (100mA or less).</p> | <p>100mΩ Max 100mΩ 以下</p> |
| 6.2 | Insulation Resistance 绝缘电阻 | <p>Apply a Voltage of DC 250 V for 1 minute, according to the below method. (1) Between terminals. (2) Between terminal and Body.</p> <p>输入 250V DC 电压 1 分钟, 按如下接触方法测试: (1) 端子与端子之间. (2) 端子与外壳之间.</p> | <p>100MΩ Min 100 兆欧以上</p> |
| 6.3 | Dielectric withstanding voltage 耐电压 | <p>Apply a Voltage of AC 250 V (50~60Hz) for 1 minute, according to the below method. (1) Between terminals. (2) Between terminal and Body.</p> <p>输入 250V AC 电压 1 分钟, 按如下接触方法测试: (1) 端子与端子之间. (2) 端子与外壳之间.</p> | <p>No evidence of breakdown 无瞬断、击穿等破坏.</p> |
| 6.4 | Bouncing 触点抖动 | <p>Operation speed: 3~4 times/s 操作速度: 每秒 3~4 次</p> <p>Slightly push the center of stem by 3~4 times/s, to test the bounce at "ON" and "OFF" 以每秒 3~4 次的速度, 轻轻在手柄中心加力, 在"导通"与"瞬断"间测试.</p> <p>Oscillo scope 示波器 Switch Bouncing Test Circuit 抖动测定回路.</p> | <p>Before Life cycle: On: 5ms MAX,5 毫秒以下 Off: 5ms MAX,5 毫秒以下</p> <p>After Life cycle: On: 10ms MAX,10 毫秒以下 Off: 10ms MAX,10 毫秒以下</p> |



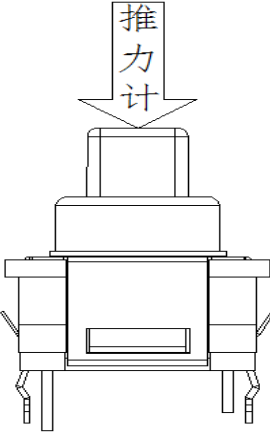
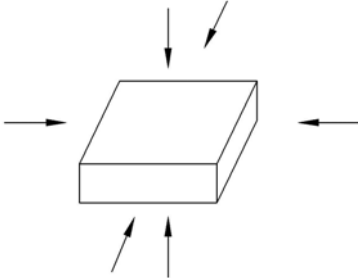
触点抖动用图:



7. Mechanical Performance/机械性能:

| Item 项目 | Description 项目描述 | Test Condition 测试条件 | Requirement 规格要求 |
|------------|------------------------|---|------------------|
| 7.1 | Operation force 操作力 | Operate the keystone of the switch and then increase press strength gradually, Measured maximum operation force while the travel of the switch is full. 逐渐施力操作开关按键，测量开关到达全部工作行程时所需的最大操作力度。 | 450±100gf |
| 7.2 | Travel 行程 | Operate the keystone of the switch vertically, the travel distance of keystone moving from its free position to maximum moving distance shall be measurement. 垂直操作开关按键，量测开关顶端最大移动距离。 | 1.20±0.25mm |



| | | | |
|-----|------------------------------|--|---|
| 7.3 | Static Strength 静止强度 | <p>A static load of 3Kgf shall be applied in the direction of button operation for a period of 60 seconds. 在手柄动作方向施加 3kgf 的静负荷 60 秒, 然后测试参数.</p>  | No damage (Electrical and mechanical) 电气和机械性能正常. |
| 7.4 | Stem Pull Strength 手柄拉拔强度 | <p>Break by a pull force applied opposite to the direction of stem operation. 在推柄动作方向反向垂直施加拉力, 使其破坏的程度.</p> | 500gf Min |
| 7.5 | Shock 机械冲击 | <p>Measured by according to the below condition: (1) Acceleration: 80g 加速度 (2) Cycles of test: 3 cycles each in 6 directions, for a total of 18 cycles. 试验次数: 每个方向 3 次, 6 个方向共 18 次.</p>  | Shall meet No.6, 7.1, 7.2. 满足 6, 7.1, 7.2 要求. |

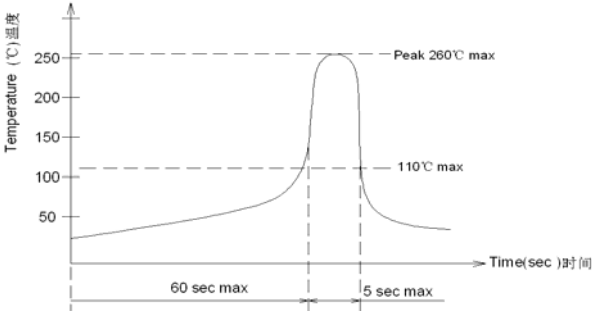


| | | | |
|-----|-------------------|--|---|
| 7.6 | Life Test 寿命测试 | <p>(1) Weight:900gf 砝码: 900gf</p> <p>(2) Operation speed: 30cycles/min 操作速度: 30 次/分钟</p> <p>(3) Push force: Maximum value of operation force. 按压力: 操作力规格值的上限.</p> <p>(4) Cycles: 25,000 times Min 操作次数: 25,000 次以上(最小)</p> | <p>No abnormalities shall be recognized in appearance and construction 开关外观及机构无损坏</p> <p>Contact resistance:500m Ω Max 接触电阻: 500 m Ω 以下</p> <p>Operation force: Variation rate within ±50% 操作力的变化范围在初始值的±50%以内.</p> |
|-----|-------------------|--|---|

8. Environmental Performance/环境性能:

| Item 项目 | Description 项目描述 | Test Condition 测试条件 | Requirement 规格要求 | | | | | | | | | | | | |
|-----------------|---------------------------|---|--|-------------------|--------------------------|-----------------|-------|----|--------|----|-------|----|-------|----|--|
| 8.1 | Cold test 耐寒性 | <p>(1) Temperature : - 20±2℃ 温度: - 20±2℃</p> <p>(2) Duration of test: 96h 持续时间: 96 小时</p> <p>(3) Take off a drop water 去掉水珠</p> <p>(4) Standard conditions after test : 1h 试验后的放置条件: 1 小时</p> | <p>Contact resistance: 200m Ω Max</p> <p>Shall meet : No. 6.2 to 6.4 No. 7.1 to 7.2</p> <p>接触电阻 200m Ω 以下</p> <p>满足: No. 6.2 to 6.4 No. 7.1 to 7.2</p> | | | | | | | | | | | | |
| 8.2 | Heat test 耐热性 | <p>(1) Temperature : 80±2℃ 温度: 80±2℃</p> <p>(2) Duration of test: 96h 持续时间: 96 小时</p> <p>(3) Take off a drop water 去掉水珠</p> <p>(4) Standard conditions after test : 1h 试验后的放置条件: 1 小时</p> | <p>Contact resistance: 200m Ω Max</p> <p>Shall meet : No. 6.2 to 6.4 No. 7.1 to 7.2</p> <p>接触电阻 200m Ω 以下</p> <p>满足: No. 6.2 to 6.4 No. 7.1 to 7.2</p> | | | | | | | | | | | | |
| 8.3 | Temperature cycle 温度循环 | <p>(1) Test cycles: 5 cycles 试验周期: 5 个 周期</p> <p>(2) Standard condition after test:1h 试验后的放置条件: 1 小时</p> <table border="1" style="width: 100%; border-collapse: collapse;"> <thead> <tr> <th></th> <th>Temperature 温度</th> <th>Duration of test 持续时间</th> </tr> </thead> <tbody> <tr> <td rowspan="4" style="text-align: center;">1 cycle 一次循环</td> <td style="text-align: center;">20±5℃</td> <td style="text-align: center;">1h</td> </tr> <tr> <td style="text-align: center;">-20±2℃</td> <td style="text-align: center;">1h</td> </tr> <tr> <td style="text-align: center;">20±5℃</td> <td style="text-align: center;">1h</td> </tr> <tr> <td style="text-align: center;">80±5℃</td> <td style="text-align: center;">1h</td> </tr> </tbody> </table> | | Temperature 温度 | Duration of test 持续时间 | 1 cycle 一次循环 | 20±5℃ | 1h | -20±2℃ | 1h | 20±5℃ | 1h | 80±5℃ | 1h | <p>Contact resistance: 200m Ω Max</p> <p>Shall meet : No. 6.2 to 6.4 No. 7.1 to 7.2</p> <p>接触电阻 200m Ω 以下</p> <p>满足: No. 6.2 to 6.4 No. 7.1 to 7.2</p> |
| | Temperature 温度 | Duration of test 持续时间 | | | | | | | | | | | | | |
| 1 cycle 一次循环 | 20±5℃ | 1h | | | | | | | | | | | | | |
| | -20±2℃ | 1h | | | | | | | | | | | | | |
| | 20±5℃ | 1h | | | | | | | | | | | | | |
| | 80±5℃ | 1h | | | | | | | | | | | | | |



| | | | |
|-----|-----------------------------|---|---|
| 8.4 | Soldering heat test 耐焊接热 | <p>Soldering area: T/2 of PWB thickness. (PWB: T=1.6mm) 焊接面积: 印刷基板的 1/2 厚度处</p> <p>Soldering temperature: 260±5℃ Soldering time: 3±0.5s 焊接温度: 260±5℃ 焊接时间: 3±0.5 秒</p> | <p>Appearance: No abnormality. 外观无异常</p> |
| 8.5 | Solderability 可焊性 | <p>1. Hand soldering 手工焊接: Please practice according to below condition: (1) Soldering Temperature : 350±5℃ 焊接温度: 350±5℃ (2) Continual soldering time: 3±0.5s 连续焊接时间: 3±0.5 秒 (3) Capacity of soldering iron: ≤20w 电烙铁功率: 20 瓦以下</p> <p>2. Automatic PIP soldering 自动波峰焊接: For the product of T/H, according to below condition:</p>  <p>The graph shows Temperature (°C) on the y-axis (0 to 250) and Time (sec) on the x-axis. A curve rises to a peak of 260°C, then falls. A horizontal dashed line at 110°C intersects the curve. Vertical dashed lines indicate a 60 sec max ramp up to the peak and a 5 sec max ramp down from the peak.</p> | <p>At least 95% of surface area of immersed portion shall be covered by solder. 侵焊面积大于 95%以上.</p> |
| 8.6 | Humidity test 耐湿性 | <p>(1) Temperature : 60±2℃ 温度: 60±2℃ (2) relative humidity: 90~95% R.H. 相对湿度: 90~95% R.H. (3) Duration of test: 96h 持续时间: 96 小时 (4) Take off a drop water 去掉水珠 (5) Standard conditions after test: 1h 试验后的放置条件: 1 小时</p> | <p>Contact resistance: 200mΩ Max Shall meet : No. 6.2 to 6.4 No. 7.1 to 7.2 接触电阻 200mΩ 以下 满足: No. 6.2 to 6.4 No. 7.1 to 7.2</p> |

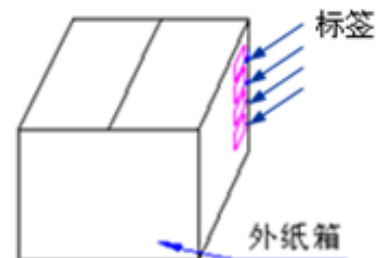
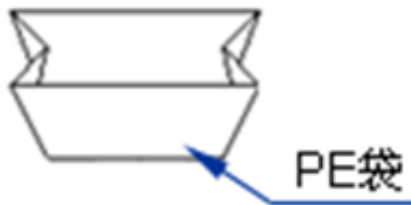


| | | | |
|-----|------------------------------------|--|---|
| 8.7 | Salt Spray 盐雾测试 | <p>Apply the following environment to test: 根据下列条件进行测试:</p> <p>(1) Temperature : 35±2℃ 温度: 35±2℃;</p> <p>(2) Salt water density: 5±1% 盐水浓度: 5±1%;</p> <p>(3) 3.1 Switch Contact Terminal 48hours Min 开关端子 24 小时 Min; 3.2 LED Terminal 12hours Min LED 端子 8 小时 Min;</p> <p>(4) After test, the salt deposit shall be removed by running water. 实验后将盐沉积物用水冲掉</p> | <p>Appearance: No corrosion spot, no crack, no base plate naked. 外观: 无腐蚀点, 无裂纹, 无裸露基材.</p> <p>Contact Resistance: 250 mΩ Max 接触电阻: 250 毫欧以下</p> |
| 8.8 | Withstand K ₂ S 硫化测试 | <p>Apply the following environment to test: 根据下列条件进行测试</p> <p>(1) Temperature: 35±5℃ 温度: 35±5℃</p> <p>(2) K₂S Density: 2%; 硫化钾浓度: 2%</p> <p>(3) Duration: 2 minute. 持续时间: 2 分钟</p> | <p>Appearance: No corrosion spot, no crack, no base plate naked. 外观: 无腐蚀点, 无裂纹, 无裸露基材.</p> <p>Contact Resistance: 250 mΩ Max 接触电阻: 250 毫欧以下</p> |

9. Packaging 包装

Packaging type: PE Bag, 1000Pcs/Bag, 10000Pcs/Outer Carton.

包装方式: PE 袋, 1000Pcs/袋. 10000Pcs/外箱





10. Precaution 注意事项:

10.1 Immersion Soldering condition 浸焊条件

| ITEM 项目 | CONDITION 条件 |
|-------------------------------|---|
| Preheat temperature 预热温度 | 110°C Max (Ambient temperature of soldering surface of P.W.B) 110°C 以下(印刷基板焊锡面周围的温度) |
| Preheat time 预热时间 | 60s, Max 60 秒以内 |
| Area of flux 助焊剂面积 | 1/2 Max of PWB Thickness 印刷基板厚度的 1/2 以内 |
| Temperature of solder 焊锡温度 | 260±5°C 260±5°C |
| Time of immersion 浸焊时间 | Within 5s 5 秒以内 |
| Number of soldering 焊接次数 | 2time Max (But should down heat of the first soldering) 2 次以内 |
| Printed wiring board 印刷基板 | Single side copper-clad laminates 单面铜箔 |

(1) After switches were soldered, please be careful not to clean switches with solvent
开关浸焊后,注意不要用溶剂清洗.

(2) Under the condition of using soldering iron, soldering temperature shall be 350°C max within 3 sec.

在使用烙铁的情况下,焊锡温度应在350°C以下,焊接时间3秒以内.

10.2 Notes 注意点:

(1) Please be cautious not to give excessive static load or shock to switches.
注意不要施加超负荷的压力或晃动开关.

(2) Please be careful not to stack up P. W. B. after switches were soldered.
开关焊接以后,印刷基板注意不要叠放.

(3) Preservation under high temperature and high humidity or corrosive gas should be avoided
Especially. When you need to preserve for a long period, do not open the carton.

保管时尤其应注意避开高湿高温和有腐蚀性气体的环境. 如需长时间保存,请不要打开包装箱.

(4) Products meet the ROHS & REACH environmental management substances control standards

产品满足 **ROHS & REACH** 环境管理物质管制标准